

SIGNAL MOUNTAIN GOLF & COUNTRY CLUB

MASTER PLAN

EXPLANATORY NOTES

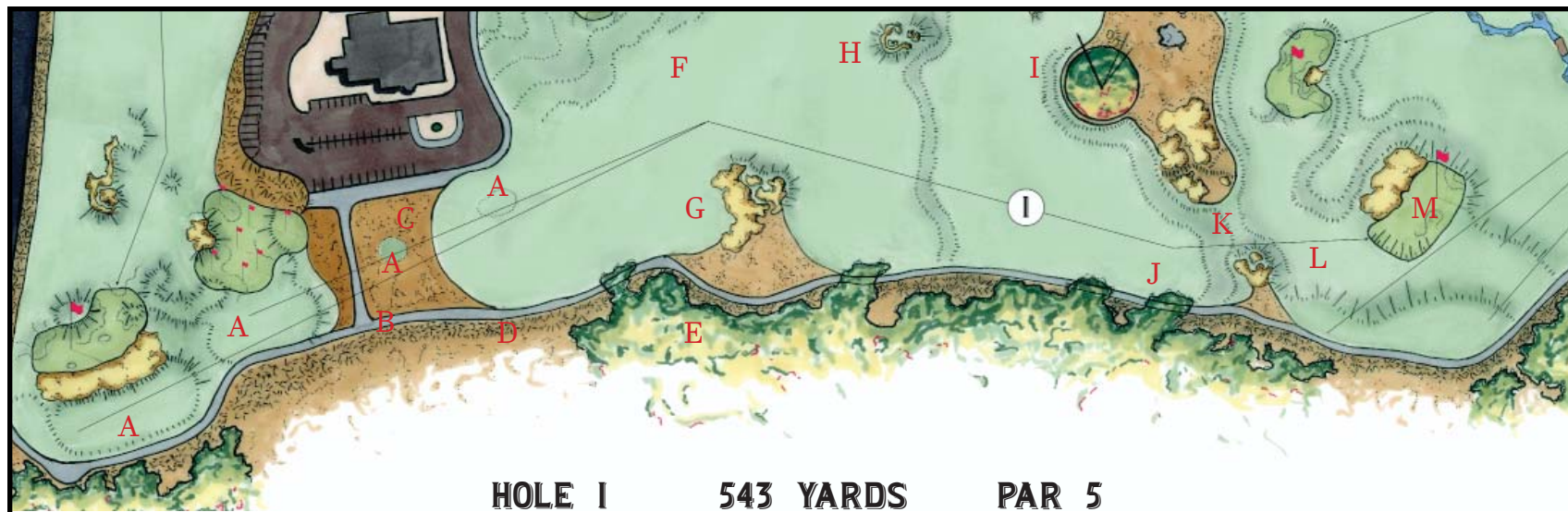


Artistry, craftsmanship, and attention to detail never go out of style

A PLAN OF THE GOLF COURSE
AT
SIGNAL MOUNTAIN GOLF & COUNTRY CLUB



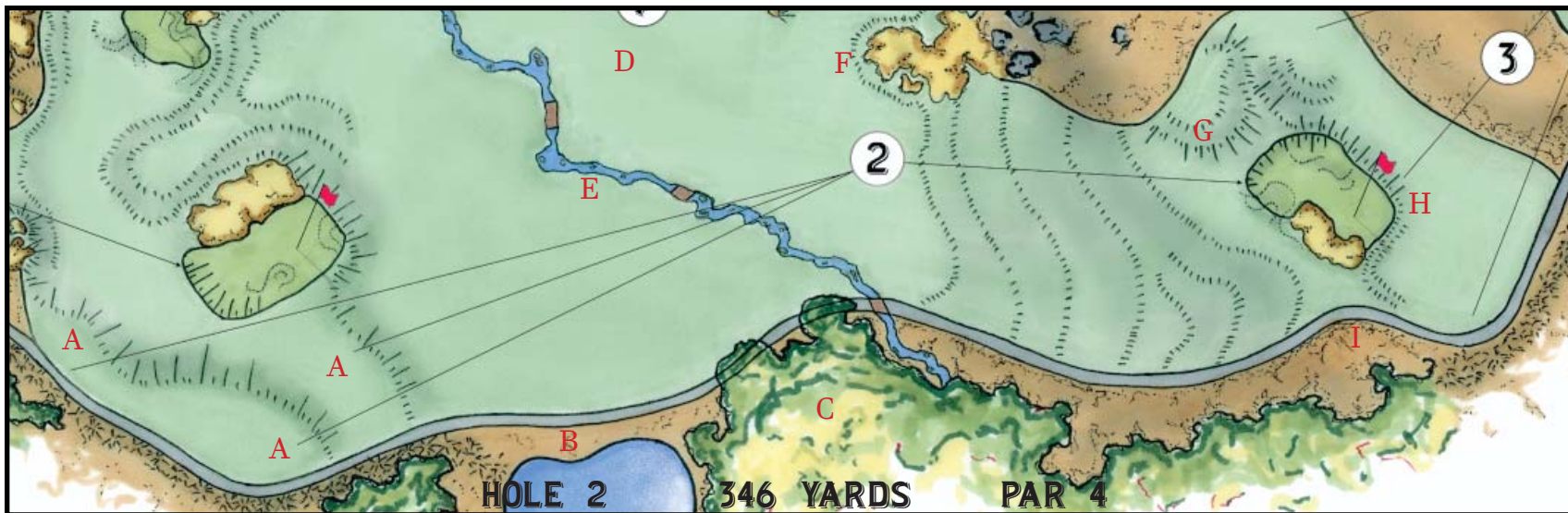
Plan drawn by Rob Collins
May 2016
Scale: 1" = 100'



The opening hole will introduce players to many of the themes of the golf course, as a vast expanse of tightly mown turf, which will be dotted with strategic bunkering, will carry the eye down the first fairway all of the way to the ridgeline behind the sixth green where exposed rock & rugged sand pits will reinforce in the mind of the golfer that they have encountered a highly unique layout. By relocating the entrance road, club access will be for members of the club & their guests only. Additionally, the relocation of the road will create a far more cohesive & enjoyable start to one's round & finish to the opening nine. Consistent shaping will seamlessly tie the putting green, first tee, and the green complex of the ninth together, thereby giving the opening of the revamped Signal Mountain Golf & Country Club a timeless & classic feel. In the spirit of the Club's original architect, Ruben Wakerley, this plan incorporates many classic features common to the great courses of the British Isles and Long Island, Wakerley's American home.


- A.** A new tee will be built behind the ninth green and bunker, which will lengthen the hole to 543 yards, and the seamless relationship observed between these key features will be a consistent theme throughout the layout. Additional forward and junior tees will be incorporated into the fairway shaping.
- B.** Cart path will be built along the perimeter of the golf course. This will ease maintenance operations and provide as many days of golf as possible throughout the year for club members. The path shall be shaped in such a way that it will not be visible from the tees or landing areas.
- C.** Plant a fine fescue and warm season native blend in the naturalized rough areas. While the seed rate will be controlled in order to maximize playability, the native areas will establish a natural, rustic appearance across the golf course, reduce overall maintenance costs, and provide habitat for a variety of wildlife species.
- D.** A naturally shaped ridgeline, approximately 5-8' in height and grassed with the native seed blend, will extend from the first tee along the length of the hole. It will replace the row of evergreen trees as the primary perimeter buffer for the golf course.
- E.** Select clearing will be necessary along the right side of the golf hole in order to maximize fairway width. Several large oaks in this area will be saved.
- F.** Remove existing bunker and improve drainage along the left side. Clear the trees between the third, fifth, and sixth fairways and tie the playing corridors together. This clearing will open up views across the course and provide extreme fairway width, which will establish a unique look to the course and instill strong strategic interest to the hole, as multiple routes to the pin will provide variety and options for all classes of player.
- G.** Build a cluster of bunkers on the inside of the dogleg. Players who successfully negotiate this hazard on the tee shot will be rewarded with the optimal angle to attack the green in two shots.
- H.** Build a cluster of small bunkers between the first and fifth fairways. These fearsome hazards will create a great deal of playing interest, while being simple features to maintain. Throughout the revamped layout, players will encounter "trap doors" similar to these hazards that must be avoided at all costs. These small, but immensely effective features are hallmarks on some of the game's greatest layouts. At National Golf Links of America, for example, tiny sand pits dot the expansive landscape and force the golfer to think and execute over every shot. Often, one's fate is left to the "rub of the green," a concept all but lost on most modern golf courses, but something that is still very much a part of the game at the most storied layouts. These nasty, little pits work because of the extreme width provided by the rest of the course. On most days, few if any will be encountered, but their undeniable presence and potential to deliver a most unwanted outcome will create indecision, drama, and the chance for heroic play, a combination of factors that will help deliver prime golfing ground to Signal Mountain.
- I.** Clear the trees in this area with the exception of a specimen Hickory tree.
- J.** All turf will be mown at fairway height. Clear all trees inside the out of bounds line to open up views, alternate angles to the green, and promote healthy turf.
- K.** Build a grouping of cross bunkers into the existing rise in the fairway. The bunkers will sit on an angle with a 15-20 yard wide strip of fairway that splits the hazard. This unique bunkering will provide a strong strategic test for golfers, as they will have to choose whether or not to attempt to clear them on their approach. The 'line of charm' will be over the far right bunkers, as shots that successfully carry will bound toward the green. A rustic wooden walkway will bisect the left-hand grouping of bunkers. This artistic touch will provide additional visual interest to an already extremely bold and imposing hazard along with a functional path for walkers.
- L.** A 'speed slot' will be shaped into the existing grade. All balls that catch these contours will propel toward the green. This feature will introduce players to the importance of the ground game at the refurbished Signal Mountain G&CC. Infinite variety in golf is only possible when the contours of the ground are incorporated into the strategy and shaping characteristics of a hole.
- M.** Build a new green approximately fifteen yards to the left and rear of the existing putting surface. This new green will sit on an angle and its redan contours will entice players to work the ball along the ground to avoid the greenside bunker. Approach shots that directly take on this hazard will need to be perfectly struck in order to find success. The clever shot-maker will find that the optimal route is to play away from the direct line to the flag by using the contours to work the ball along the ground in order to lie dead at the hole.

SIGNAL MOUNTAIN GOLF & COUNTRY CLUB



- A.** The shaping of the second tee will tie directly into the shaping of the green and its surrounds. A new back tee will extend the length of the hole to 346 yards. All tees on the revamped layout will be free form in nature and will be an extension of the green surrounds of the previous hole, a characteristic that will maximize potential teeing locations and angles as well as improve the ease of maintenance of the golf course. Clean, uncluttered, and seamless transitions between golf holes will be a central theme to the playing experience at Signal Mountain G&CC.
- B.** An irrigation holding pond, which will not be in play, will be constructed on the right side of the hole near the existing pump house. This feature will provide a backup water source for the Club.
- C.** Select clearing will be necessary along the right side of the hole. The large, healthy hardwoods will be saved. Also, the ridgeline that provides a buffer on the first will extend the length of the second hole and will replace the existing row of evergreen trees. The cart path, which will run the length of the hole, will be shaped so that it is not visible from the tee.
- D.** The second and fourth fairways will be connected. The width created by this action will improve the playability and strategy of both holes, as preferred angles of attack will be the norm and lost balls amongst the trees will be a relic of the past. The majestic, long views across the tumbling landscape will be reminiscent of the Augusta National as Alister MacKenzie originally intended it before misguided tree planting campaigns transformed the once open layout to a parkland course.
- E.** The traditional streambed will be restored and will extend across the second, fourth, and sixth holes. In addition to creating additional strategic interest, this feature will greatly improve turf quality in the low areas across these fairways, as water conveyance will no longer be left solely to surface drainage. The creek shall be shaped and detailed in such a way that it will resemble a natural mountain stream replete with rocks, pebbles, pools, and sections of running water.
- F.** An extremely bold and highly visual bunker, which will be visible from the first tee, will be built in the precise location from which most people would like to approach the green. This hazard will tie naturally into an area of exposed rock, and the strategic dilemma provided by its presence will add interest to the hole as players are forced to decide whether a shot from an area short, left, right, or over the bunker provides their best chance of success.
- G.** Balls that find the narrow throat of fairway to the left of the green will often benefit from a fortuitous bounce that directs shots toward the putting surface. The natural contours in this area will be tied into the left side of the green, and by enhancing the existing characteristics of the green surrounds, players will experience a reverse redan, the mirror image of the putting surface at the first.
- H.** Another perfectly executed green-to-tee connection will remind players that they are on a highly unique golf course. The hugely expanded teeing surface at the third hole will be benched into the slope to the right and behind the second green. With more than six times the amount of the current tee square footage, shots will range from 90-130 yards.
- I.** The clutter of the existing planting bed will be replaced by elegantly shaped ground that will be planted with the native seed blend.

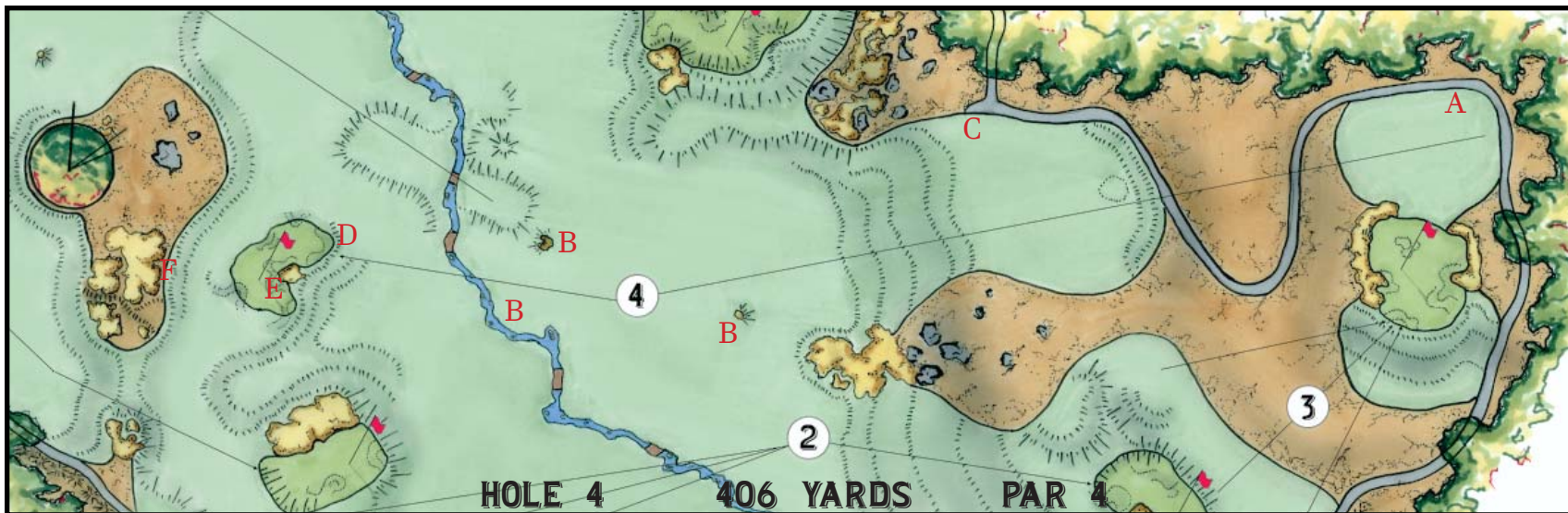
SIGNAL MOUNTAIN GOLF & COUNTRY CLUB



HOLE 3 130 YARDS PAR 3

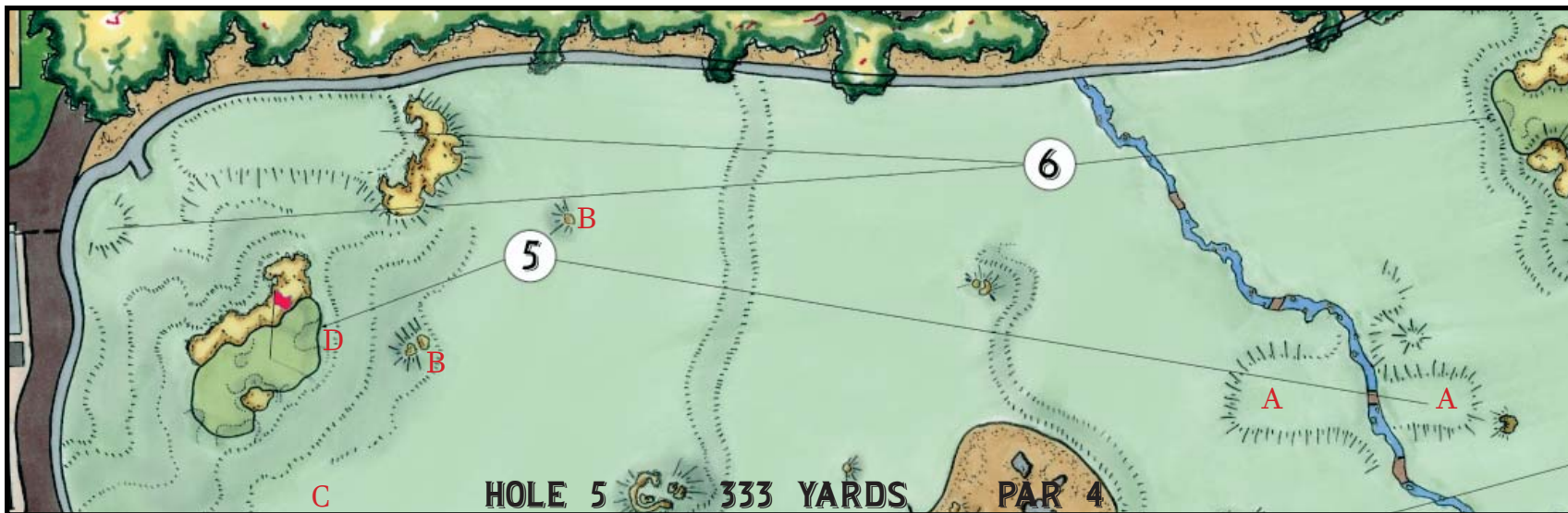


- A.** The tee and cart path relationship on the new third will be greatly improved, as the shaping in this area will negate the necessity for the cumbersome set of stairs. Instead, golfers in carts will have quick & easy access to the teeing ground.
- B.** The massive wraparound tee will create a wide variety of playing angles, which will help ensure that this short and sporty hole does not lose its interest upon repeat play.
- C.** The existing left-hand greenside hazard bunker will remain unchanged, but the green itself will be recontoured and expanded, creating additional strategic and short game interest.
- D.** A new bunker near the back right portion of the green will add strength to rear pin placements without overly penalizing weaker golfers. A far, back right wing pin placement will require deadly accuracy off of the tee, making this short hole one where both low and high numbers will be possible, a scoring dynamic common to all great short one-shotters.
- E.** The planting bed and tree will be removed behind the green and will be replaced with a large tee for the fourth. The turf will benefit greatly from increased sunlight, and the uncluttered transition from green to tee will improve the look and feel of this section of the course.
- F.** Additional native planting areas will improve the beauty and ease of maintenance of the hole.



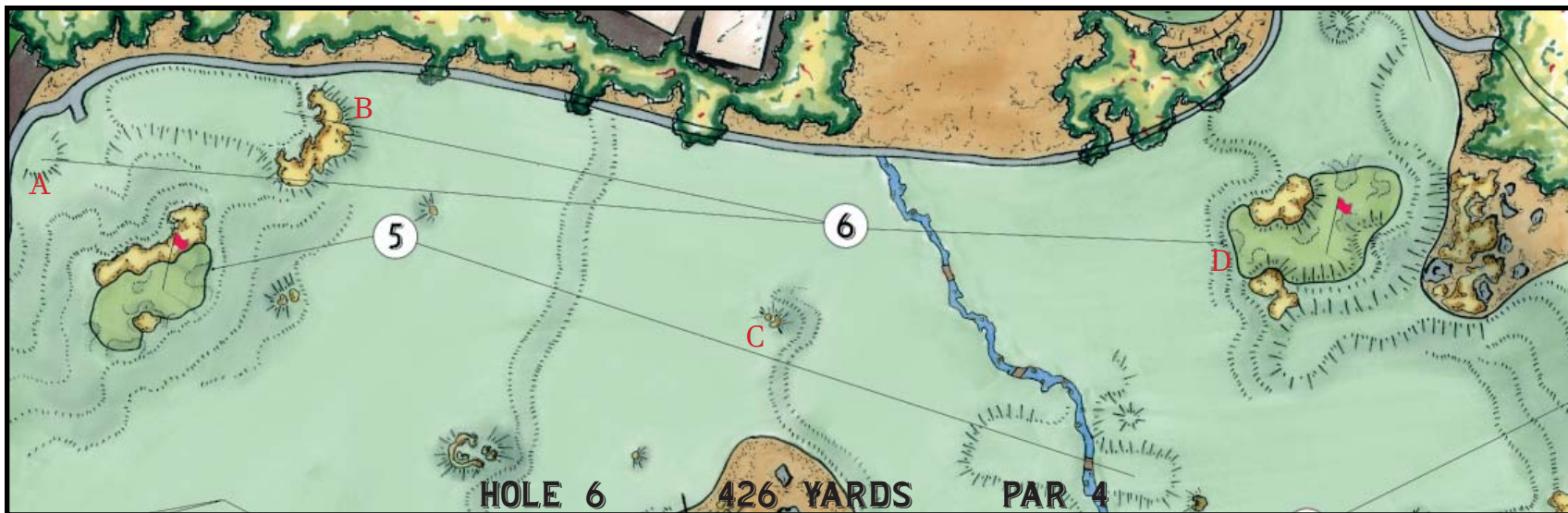
- A.** The cart path will wrap around the rear and right side of the expanded teeing ground. Traffic patterns at the third green and fourth tee are currently problematic, and the relocation of the path will alleviate these issues.
- B.** Additional strategic interest will be added to the tee shot by fairway pot bunkers. The angled creek will force the longest hitters to carefully consider their angle of attack.
- C.** The cart path will stop at the top of the hill and pick up again near the teeing ground on the sixth hole. By leaving cart path on the perimeter of the course, views will remain of golf features only, ensuring that the unsightly scar of the cart path will no longer detract from the tumbling terrain.
- D.** The lion's mouth green complex will provide a multitude of interesting pin placements. The contours of the ground and the green surrounds will be of utmost importance as one considers the type of shot required to get close to the hole on approach and recovery. Also, the preferred angle of attack will change daily with the pin placement, and the extreme fairway width will grant players of all skill levels the necessary options to find the right solution that fits each player's individual game.
- E.** The contours leading into and around the central greenside hazard will be fashioned so that the bunker plays larger than its actual size. One of the most interesting scenarios on this type of green occurs when the player is stymied by the bunker on a recovery shot. How to get the ball close to the hole when a bunker is between you and the hole? The clever player will realize that the aerial play is not the only route, as contouring will provide the option to play the ball along the ground on an initial line away from the hole. Properly struck shots will find the right contour and safely carry one's ball around the hazard allowing it to lie dead at the hole. Scenarios such as this will provide an enduring interest & challenge to the golf course.
- F.** The exposed bunkering that comes into play on the first hole will provide an attractive backdrop for players approaching the fourth green. Additional exposed rock will be worked into the native area and bunker scheme that is visible from the fourth. One of the great benefits of combining long vistas across the property with intimate relationships between the holes can be seen here. On the first, players experienced the bunkering in a completely different, but no less profound, way than they will at the fourth. A perfect visual backdrop here that likely won't come into play, the bunkers earlier in the round demanded immediate and careful attention. By experiencing the same features more than once throughout one's round, players will come to learn the multifaceted nature of the key features of the new layout.

SIGNAL MOUNTAIN GOLF & COUNTRY CLUB

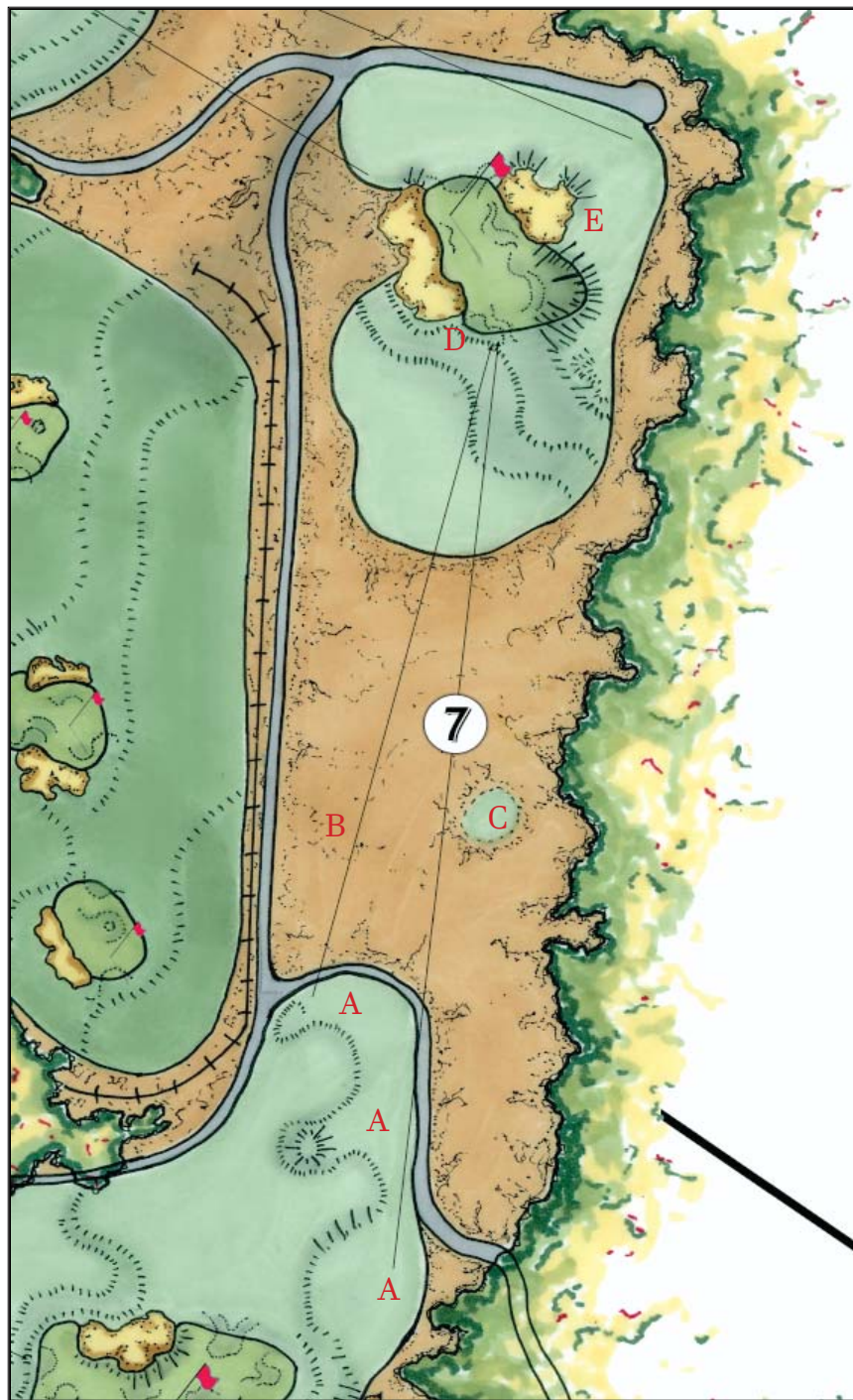


- A.** A quick stroll from the fourth green will place players on the expanded teeing ground of the fifth. In a unique twist, the teeing ground will be bisected by the stream, and the back tee will extend the distance of the hole to 333 yards. In a characteristic similar to many of the world's great short par fours, the complexion of the hole & ideal angle of attack can change daily depending upon the pin placement. It will be up to the golfer to unravel the mystery and charm of this short, but dangerous, par four.
- B.** Strategic options will abound on this tempting hole, as the seemingly endless fairway will be dotted with well-placed bunkers.
- C.** Golfers who choose to avoid the central pot bunkers by playing to the vast expanse of turf to the left will be greeted with a difficult angle to the green, which plays shallow from this side of the fairway.
- D.** As with all putting surfaces, the green will be open in the front, enticing the Tiger golfer to attempt to get home in one. However, trouble and difficult angles await an indifferent effort. The well-contoured surface shall be protected by a long, strip bunker on the right side, and deep, lone pot bunker on the left. A thrilling rear, wing pin placement behind the small pot bunker will create wonderful shotmaking scenarios as golfer's debate whether to go over or around the pit by using the intricately fashioned contours.

SIGNAL MOUNTAIN GOLF & COUNTRY CLUB



- A.** Unlike the bland affair that currently occupies the ground on the sixth, the renovated hole promises to be one full of strategic delight and bold, thought provoking architectural features. As such, a new back tee will be created that will add an additional 62 yards, bringing the total length of the hole to 426 yards. The best players will be confronted with a terrific strategic dilemma, as the bold golfers will be forced to stick to and hold a line over the perfectly angled creek. Improperly struck tee shots will likely find the hazard or be relegated to an extremely awkward angle of approach for the second shot.
- B.** A bunker, which factors into play on the fifth, will be shaped into the front of the free form teeing ground at the sixth. Once again, the interconnected nature of many of the features on the layout will add a level of elegance and uniqueness of place to the course.
- C.** Duel pot bunkers will add playing interest to the tee shot, especially for those who decide to lay up short of the creek on the drive.
- D.** The green will sit in the existing natural punchbowl at the base of the hill adjacent to the fourth fairway. A ridgeline will be shaped along the right side of the green, enhancing the punchbowl nature of the green complex while, at the same time, aiding in separation between the green and the adjacent fairway. The front entrance of the green shall be lowered down to existing grade and it will be flanked on both sides with imposing bunkers, the back sides of which will be built up to create a central valley on the front section of the green. The contours of the green will follow the natural grade of the land, making the back left portion of the green the lowest. These thrilling internal and external contours will conspire to create endless shotmaking variety in approach and recovery shots. Multiple routes to all pin placements on the green will be possible, the most thrilling of which will be the back left pin. Semi-blind from the left side of the fairway, the flag will be tucked behind the perched left-hand bunker. Players will have multiple options: take on the hazard and fly directly at the pin, a decision which will require deadly accuracy, punch the ball through the central valley with the intent of tracking the ball along the ground to the hole, or intentionally play long and right through the air to the gathering punchbowl contours that wrap around the right and rear sides of the green with the intent of funneling the shot toward the pin.



HOLE 7

240 YARDS

PAR 3



A. The ground upon which the seventh hole sits is tailor-made for a world-class redan par three. Players will take a short stroll off of the back of the sixth green as they ascend the slightly elevated teeing ground. Tipping out at 240 yards, the seventh will require accuracy and prudent use of the contours at the green complex in order to find success.

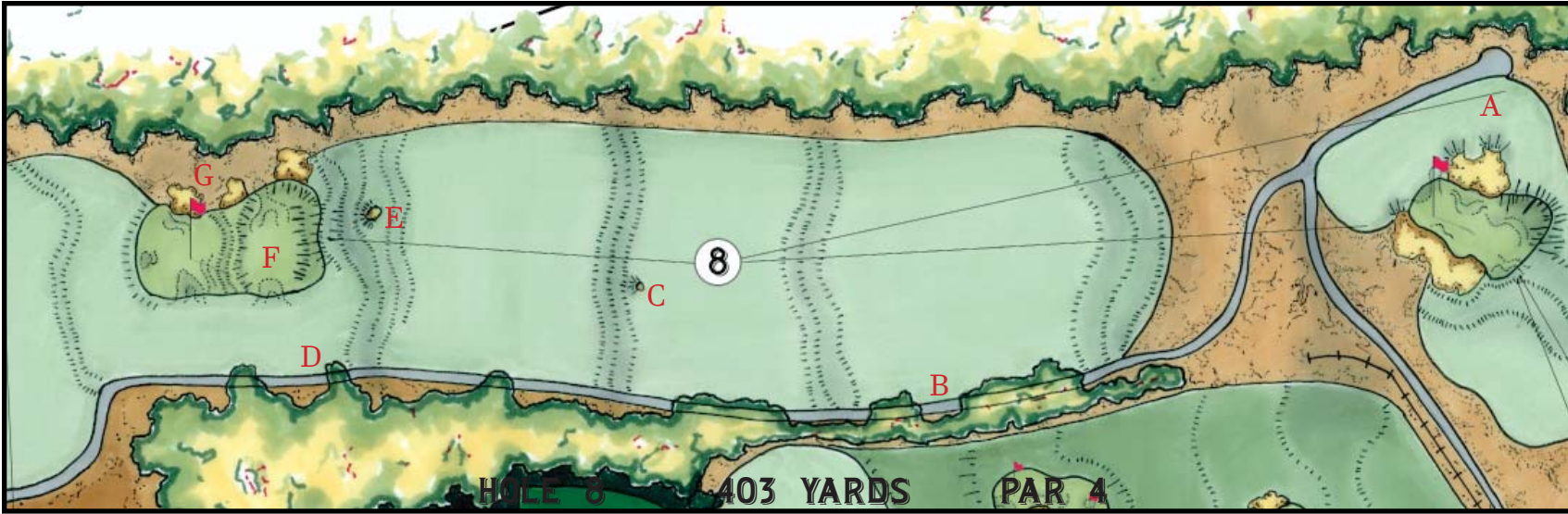
B. Expanded native areas will improve aesthetics and ease maintenance

C. Forward junior / beginner tee to be added. From this distance & angle, golfers of all skill levels can enjoy the redan template

D. The green will be moved slightly to the left and a deep bunker will be constructed along its left side. The green will pitch up dramatically on the front right side and will tie into an improved ridgeline along the right side of the hole. As with the world's best redans, the seventh will tilt sharply toward the back left side of the green, allowing golfers of all classes to reach the back left pin, whether it be through the air or along the ground. This simple but effective strategy has tempted golfer's on some of the world's finest layouts for over a century.

E. A deep, rear bunker will be created that cuts into the adjacent tee for the eighth.

SIGNAL MOUNTAIN GOLF & COUNTRY CLUB

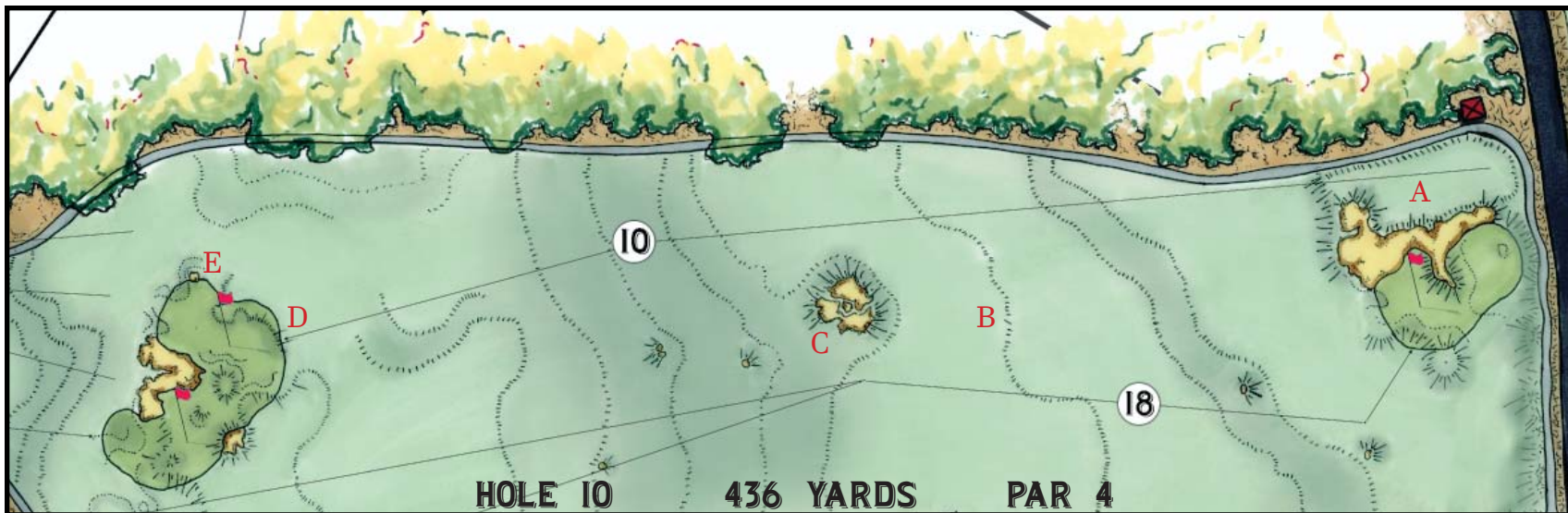


- A.** Walking a few paces, at grade, from the previous green to the next tee is one of the rare, simple pleasures in golf, and the transition here is perfectly executed. Easily the most derided hole on the course, the eighth maddens golfers of all skill levels in its current form. The new version, however, will delight with its subtleties, and the massive, heavily contoured green will provide endless playing interest.
- B.** Select clearing on the left side will be necessary to open up this side of the hole. The fairway and cart path will extend as far as possible in this area, greatly improving playability.
- C.** A lone pot bunker built into the rise will come into the mind of the players who choose an aggressive line off of the tee.
- D.** Additional selective clearing is necessary near the green to open up angles from the left side of the fairway in addition to improving sunlight and airflow for the green and its surrounds.
- E.** Another small pot bunker will be built in the rise just short of the green. Clear this hazard and one's ball will track toward the green.
- F.** The real star of the eighth hole will be the elaborate and massive putting surface. Measuring 12,000 square feet, the new green will double the size of the old and will provide far more ground game interest than the current iteration. The green surface will tie in, at grade, to the downslope on the back side of the last rise in the fairway. The first 10-15 paces of green surface will be unpinable, but the strength of the contours will have a slingshot effect for players wishing to chase the ball to rear pins. Additional strength will be added to front right side of the green and a strong slope will deliver balls pushed to the right back toward the middle of the putting surface. This 'savior' feature will speed the pace of play along with providing extensive playing interest. A ridgeline, which will give the green the appearance of being an inverted Biarritz, will bisect the putting surface into two separate plateaus. Accessing the proper plateau will be of utmost importance here in order to avoid a three putt. Common to the other greens on the plan, multiple routes to the hole and paths through the air or on the ground will be common.
- G.** Three mid-size bunkers will protect the right side of the green and will help limit the number of lost balls in this area.



- A. Expand size of teeing ground
- B. Selective clearing necessary in this area in order to open up views of the new entrance road, which will cross the ninth fairway. Unobstructed views from the road to the tee will ensure safety of both players and users of the road. The road itself will lead directly to the baseball field parking areas, and club members entering the property will have the option of turning to the right to access club property. Several other notable courses with roads that cross lines of play are The Old Course at Saint Andrews, Cypress Point, & The Country Club.
- C. A rustic, native covered ridgeline, similar to the feature on the first and second holes, will line both sides of the new ninth. The additional fairway width provided by the clearing and the protective mounding will create additional angles and strategic interest in the approach.
- D. A cluster of bunkers will guard the left side of the fairway near the landing area near the optimum point from which the Tiger golfer would like to have a go at the green in two.
- E. Additional fairway bunkering will create interest in the approach, with one of the most notable bunkers on the course occupying the center of the fairway near the prime landing area for a layup shot. This serpentine hazard will weave around a rugged pot bunker, narrowing to as little as a few feet wide in spots.
- F. Consistent shaping will tie the ninth green and putting green together. This vast expanse of bumpy turf will create unlimited options for recovery and approach shots to the final green on the front side.
- G. The green itself will be protected by a large contour that will roll into the center of the intricately contoured putting surface. Navigating this bump and the smaller contours of the green will provide the primary playing interest and defense of the hole.
- H. The rear bunker will tie directly into the teeing ground for the first hole.

SIGNAL MOUNTAIN GOLF & COUNTRY CLUB



A. Players stepping on the tenth tee for the first time will immediately understand that they are about to encounter one of the most entertaining, diverse, and unique inward nines in golf, a collection of holes that includes a thrilling routing of four par threes and three par fives. The first hint of what is to come will be the unencumbered vistas down the tumbling terrain coupled with the proximity of the eighteenth green to the tenth tee box, a distance that is separated only by a highly detailed and fearsome hazard.

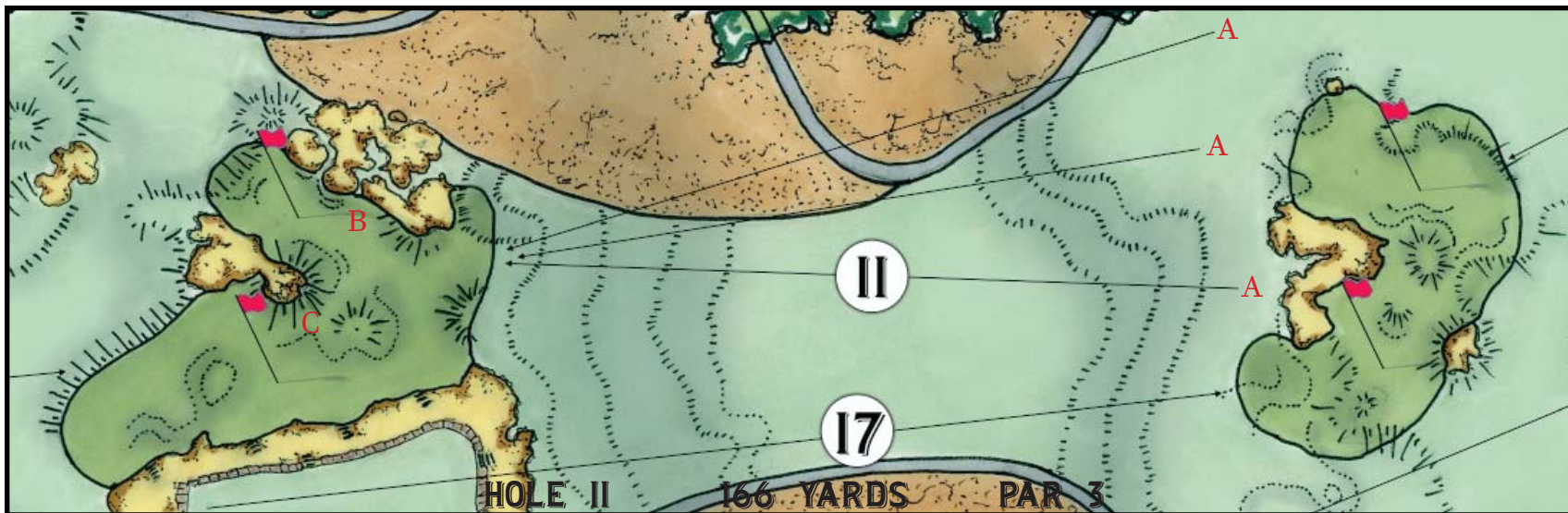
B. All trees on the interior of the inward nine shall be removed. Not only will this create never-before-seen views across the magnificent golfing ground, but it will also ensure improved turf health, increase playability and speed of play, and provide a canvas for countless strategic shotmaking options. Gone will be the days of wasting hours looking for balls amongst the leaves while the Club hemorrhages money into an annual leaf and tree debris cleanup effort. Instead, quick loops will be the norm, a trend which will improve club revenues and the overall enjoyment of the golfing experience at Signal Mountain G&CC.

C. Tee shots on the tenth must carefully consider the centrally located Principal's Nose bunker complex along with the pot bunkers scattered about in the line of play. Similar to the 16th on the Old Course at Saint Andrews, the ideal line of play will be slightly to the right of the Principal's Nose. However, this tact brings in the specter of a play out of bounds. Bold golfers who successfully find the right side of the fairway will be rewarded with ideal angle to the massive green that shares its putting surface with the seventeenth hole.

D. Similar to the ninth, the front of the green is wide open, but the contours of the green complex provide the primary challenge. Players will be forced to consider a strong false edge along the far right side of the green. Cleverly shaped ridges and mounds contained within the putting surface can direct properly stuck approach and recovery shots toward the hard-to-find back right pin placements.

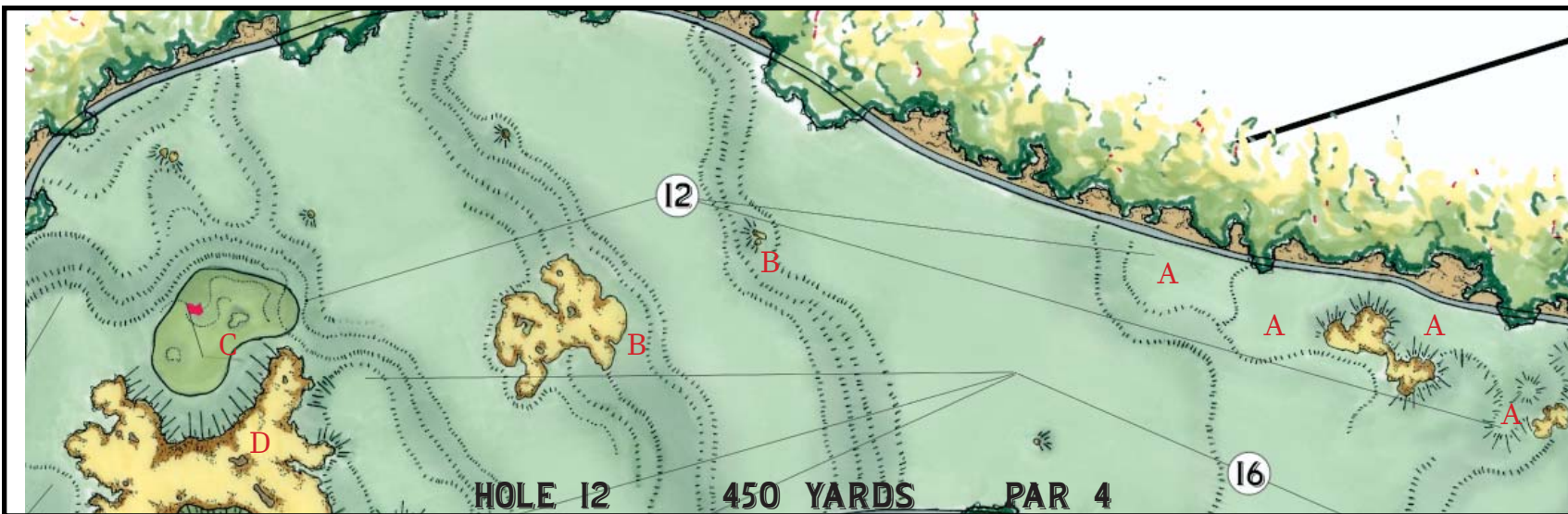
E. A lone miniature pot bunker awaits unfortunate players who get too greedy and misplay shots toward the rear pins.

SIGNAL MOUNTAIN GOLF & COUNTRY CLUB



- A. The massive teeing ground for the eleventh hole is mere steps from the back of the tenth green. This expansive, freeform tee will provide a multitude of angles, which will help ensure that this mid length one shotter never fails to provide a fresh and entertaining challenge.
- B. A strong diagonal will be established by the daunting cluster of bunkers built into the existing ridge along the right side of the 25,000 square foot double green. Players will be tempted to carry shots all of the way to the back pins, but the depth and intimidating nature of the hazard will create indecision. Other options will, of course, be available to the player. Low, running shots can also be played along the ground to access the difficult back right pins.
- C. In a nod to Garden City Golf Club, a strong influence for Ruben Wakerley, the rear bunker that comes into play on both the 11th & 16th holes, will transition from a traditional, cavernous pit to an inverted sandy mound. This unique feature will be a conversation piece along with being an integral part of the strategic fabric of both holes.

SIGNAL MOUNTAIN GOLF & COUNTRY CLUB



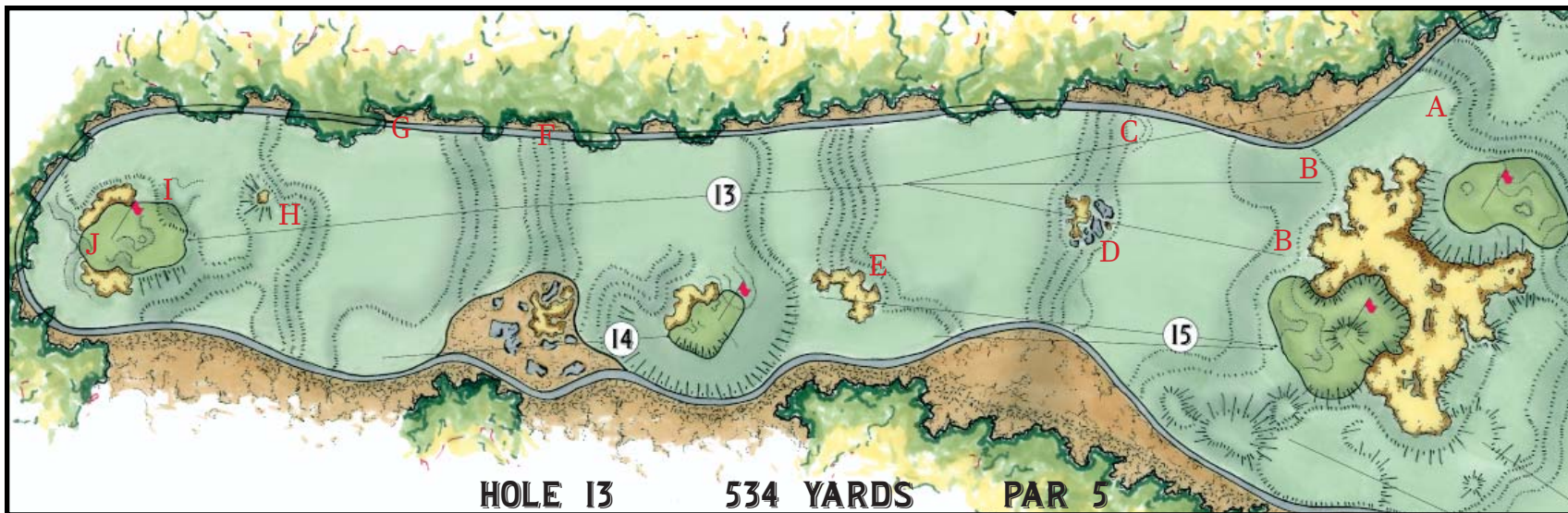
A. The back nine rolls along with another thrilling hole. The teeing ground, which adds 82 yards in length, will be shaped amongst a cluster of bunkers that factor into play on the 16th hole. With the long and cumbersome green to tee connection from the 11th to the 12th a thing of the past, the pace of play will maintain its speed in an area where rounds typically descend to a crawl on the current layout. The tee shot, which is blind over a series of ridges, will be an exercise in using all of one's local knowledge to find the ideal line of play on the second shot.

B. Well placed tee shots will avoid the series of small pot bunkers in the landing area and the yawning, centrally placed hazard that also affects tee balls on the 16th. While the fairway width extends to well over 100 yards in this area, players will soon learn that the angle and contours of the green and surrounds dictate that shots played from the right side of the fairway will find the greatest chance of success.

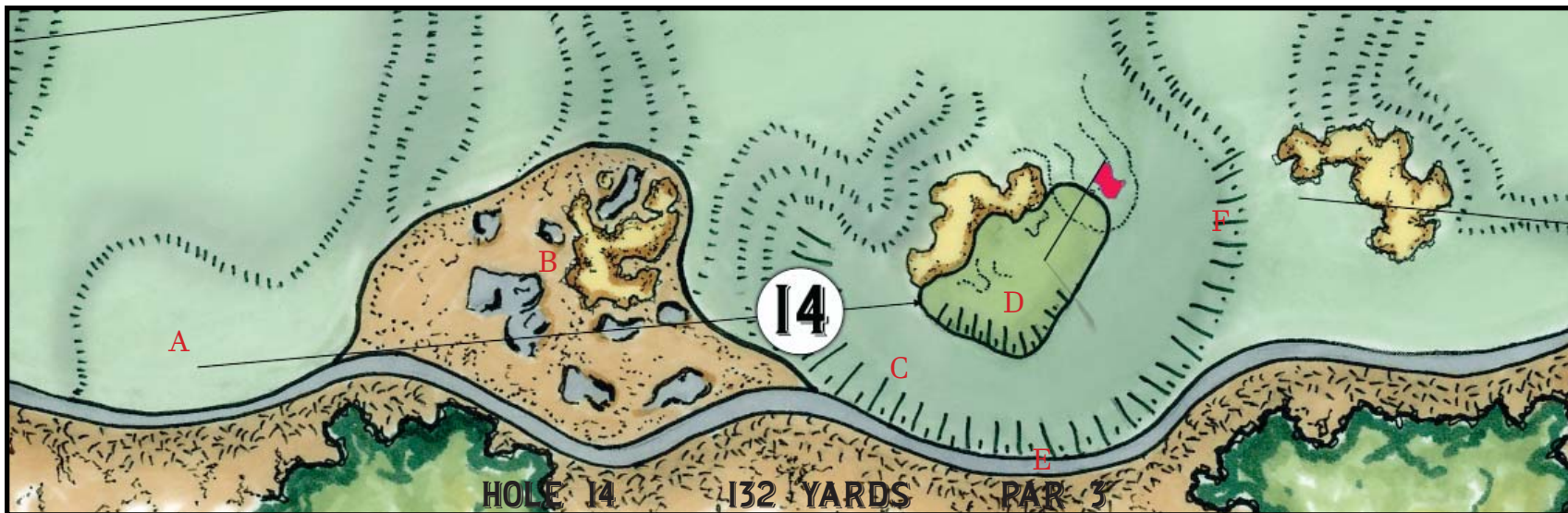
C. The green, which will be moved away from the out of bounds and toward the center of the property, will now benefit from full sunlight and improved airflow.

D. A massive, intricately detailed bunker, which will also come into play on the fifteenth hole, will border the left side of the green. The edge of the bunker adjacent to the 12th green will be approximately 6-8' above the putting surface, and the turf between the bunker and the green will be mown at fairway height, creating a semi-punch-bowl along the left and rear of the green. The raised bunkering in this area will complicate matters for golfers who choose the safe route down the left or middle of the fairway, as approach shots from that angle will be semi-blind with only the tip of the flagstick visible to guide the way. On the other hand, prudent play down the right side of the hole will open up full views of the green and the ability to use the gathering punchbowl contours. The green itself will slope from left to right with the natural grade of the land.

SIGNAL MOUNTAIN GOLF & COUNTRY CLUB



- A. The new tee will add 55 yards in length, bringing the par five thirteenth to 534 yards. Both the angle and the position of the tee will increase the difficulty of the hole for the best golfers. No longer will the best players hit driver-wedge to the green. While it will still be possible to birdie, and even eagle the hole, more will be demanded of the scratch player here than ever before.
- B. Additional forward tees will be laid out in a sprawling fashion across the existing ridgeline, which will make for an abundance of angles on the revamped hole.
- C. A forward tee will be shaped in this area. From this location, the hole can be enjoyed by all classes of golfer.
- D. Rugged sand pits will be built amongst the exposed rock in this area
- E. A large bunker will be cut into the natural rise in the fairway and will tie into the slope on the left side of the fifteenth tee. This feature will contribute to the feel that the three holes in this section of the course do not exist independently of one another, but, instead share the same ground and each use the natural features of the land to their best mutual advantage.
- F. Clear every tree inside the property line, and move the cart path just inside the boundary. Shape a gentle containment contour on the left side of the cart path to help keep balls from bouncing into the woods. Revamped irrigation and access to sunlight will drastically improve the health of the turf on the right side of the hole. Strategy on the hole can now be dictated by the width of the fairway, placement of hazards, and the contouring of the green rather than one's ability to not mistakenly hit the right side of the fairway, a location from which balls often deflect out of bounds on today's golf course.
- G. Improve tie-ins to drainage structures along the right side of the hole.
- H. A lone pot bunker creates strategic interest on layout and approach shots.
- I. The green will be moved up the hill and closer to the property line, an adjustment that will add a few additional yards to the hole, along with greatly improving playability and strategic interest of the green complex. Along with the additional width created by moving the green site, a containment swale will be shaped near the cart path on right side of hole, ensuring that the overly penal nature of the current green setting is corrected. As pace of play has always been an issue on the back nine, adjustments such as these are critical to maintaining quick rounds.
- J. The green will be open in the front and will tempt players to use the natural contours on the left side of the putting surface to direct balls along the ground toward the hole. The green will narrow and become slightly pinched toward the rear by the flanking bunkers. This simple, yet effective, strategy will force players to decide exactly how aggressive they want to be on the approach to back pins. The front will be inviting, but two putts from there will be a challenge as a series of natural rolls will complicate matters. A false edge along the front right of the putting surface will tie into natural grade and create ground game interest for holes that are cut on the first half of the green. Additional bailout and containment will be provided behind the green, an adjustment that will yield ground for interesting recovery shots while simultaneously improving the pace of play.



A. Occasionally, a hole will possess an abundance of rare and unique qualities that, when considered in sum, lead one to the conclusion that they have never seen anything else like it in the world of golf. The fourteenth at Signal Mountain G&CC is one such example. The site lines, angles, and contours are all there to create a hybrid of three of the most iconic hole designs in the world: the Alps, Punchbowl, and Redan. To start, the teeing ground will tie seamlessly into the fairway contouring of the thirteenth hole.

B. A bold and rustic cluster of sand pits, which will be surrounded by exposed rock and native plantings, will be cut into the existing slope. This highly visual feature will become an iconic presence on the course and will make its presence known in the psyche of all players.

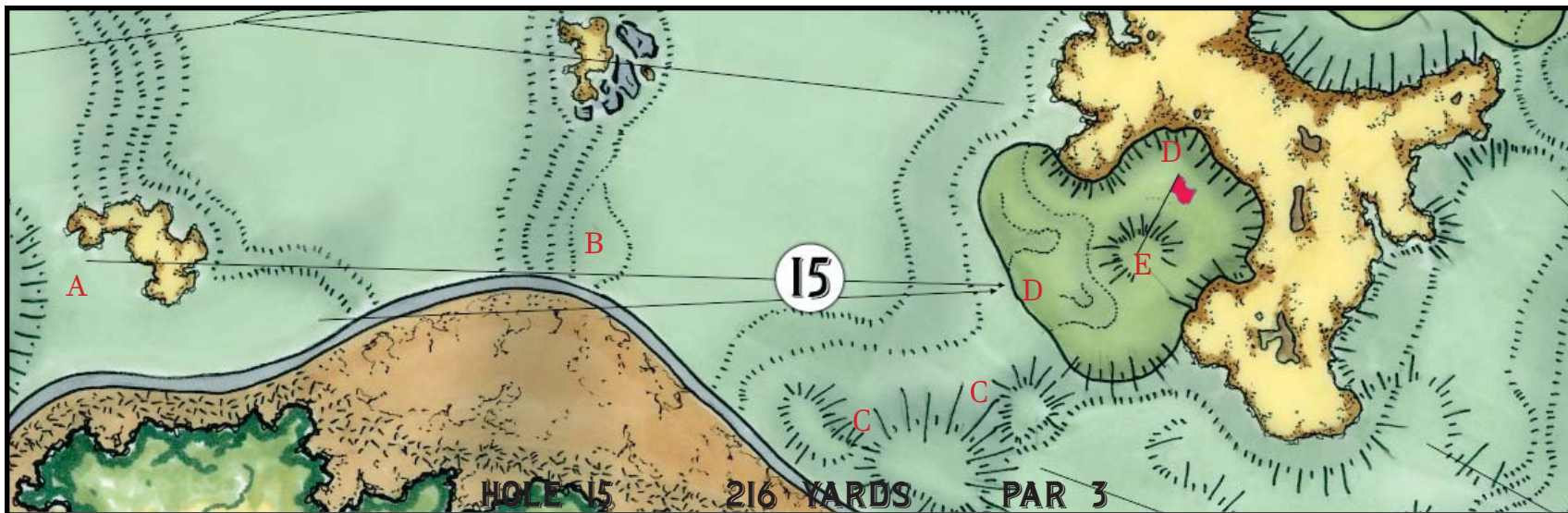
C. Similar to the first, a 'speed slot' will direct well-played shots toward the putting surface. Seeing one's ball disappear over the hill, only to reappear on the green on a line toward the hole, will be one of the most thrilling shots on the course.

D. The green will be shaped in harmony with the natural surrounds and players will be invited to use ground contours to avoid the diagonal greenside hazard

E. Selective clearing and a re-routed cart path will open up the right side of the hole for golfers to utilize the natural punchbowl characteristics of the green site. Water will be trapped in a catch basin in the cart path above the green, limiting the amount of water that runs into the bowled surrounds.

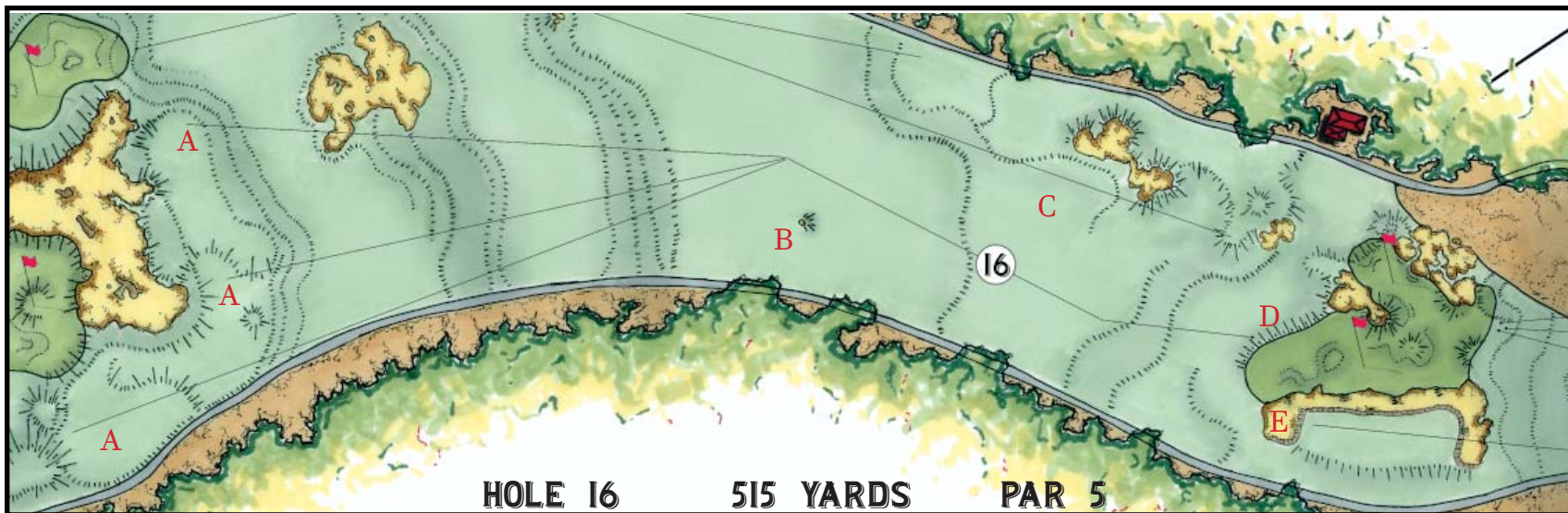
F. Another perfect tie-in from green to tee will allow clever players to use the backstop punchbowl contours to their advantage.

SIGNAL MOUNTAIN GOLF & COUNTRY CLUB



- A.** In an effort to find, rather than force, holes onto the property, the fifteenth will be converted to a highly entertaining one shot hole. The large teeing ground will tie perfectly into the bunkering that comes into play on the thirteenth. As with many of the best courses, the home stretch at Signal Mountain delivers an ebb and flow to the routing that at once provides intense challenge, and in another instance, a realistic chance for eagle or birdie. Previously, the fourteenth offered a great opportunity to score, while this hole will leave golfers pleased with a par.
- B.** A far forward tee, shaped into the existing ridge, will make the hole playable for all classes of player.
- C.** A series of bold contours, reminiscent of the original MacKenzie mounds on the right side of the eleventh hole at Augusta National, will be built. It will be possible to play one's ball off of these features and direct it toward the putting surface, an exercise that will never fail to entertain and beguile the members of the Club.
- D.** The large green will feature an opening at existing grade, which will promote run up shots. The back of the green shall be kicked up with a strong containment contour, which will help prevent balls from rolling into the bunker. Additionally, this strong feature will provide the basis for fascinating shots along the ground for players who choose to utilize that method of play.
- E.** A "thumbprint" will be constructed in the middle of the green. This classic feature is one that has entertained and deceived golfers for generations on the famous 'Short' hole at National Golf Links of America. Similar to that example, this series of contours will be expansive enough to maintain a pin inside the thumbprint. Also, play along its surrounding ridges will provide opportunities for golfers to direct balls toward surrounding pins by playing away from the direct line at the hole.

SIGNAL MOUNTAIN GOLF & COUNTRY CLUB



A. The heart of the inward nine at Signal Mountain G&CC is the twelfth and fifteenth green complexes, their shared bunker, and the sixteenth tee. In its current form, this area is disjointed and provides no sense of place for members and visitors to the club. In contrast, this plan calls for fully interconnected features that simultaneously provide a memory of what was and a sense of anticipation for what is to come. As such, once players tee off up the rolling terrain to the endless fairway, they will recognize that they are truly on the home stretch. The absolutely massive, free form teeing ground stretches over sixty yards wide, providing a multitude of possible angles from which to play. Coming off of the difficult previous hole, the routing offers another scoring opportunity here. However, concentration must be maintained, as poorly played shots can cause the golfer to pay dearly.

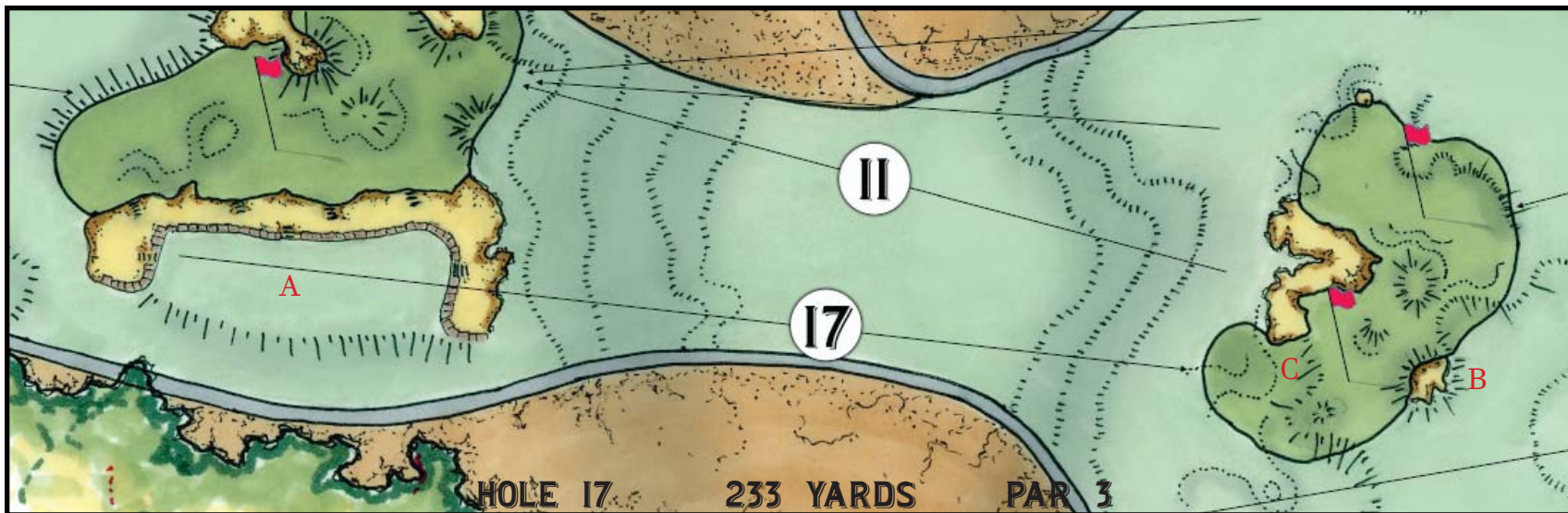
B. A lone pot bunker on the inside of the dogleg has the potential to wreak havoc with one's tee ball.

C. It will be tempting to play the layup shot to the safe side of the fairway, but the angle of the green dictates that the inside of the dogleg will present the best option for one's third shot. The farther one strays from the right side, the smaller the margin of error on the approach due to combination of the angle of play running perpendicular to the linear greenside bunker and the shot which must play against the primary axis of the green.

D. The outside perimeter on the left side of the green will pitch sharply down, a strong contour which promises to deflect indifferent approach shots and complicate matters in recovery. Additionally, the massive putting surface will provide a palate of endless variety and shotmaking options for the golfer.

E. The linear greenside hazard promises to be one of the most fearsome, highly detailed, and memorable bunkers on a course full of memorable hazards. At an average 8' depth, players will want to make certain that they avoid its depths. It's extremely penal nature will factor into the minds of all players on approach. Pins close to the right edge will appear, at first glance, to be a rather straightforward matter. The reality is something different entirely. Even the best players will be filled with psychological turmoil as they decide exactly how aggressively they want to play their approach shots, as they will be fully aware that a mistake could cost them their match. Adding to the drama and artistry of the bunker, a row of railway sleepers shall border the right side of the bunker for its entire length. These boards will not only provide a strong visual, but they will also create a demarcation line for the left side of the seventeenth tee. Further, any shots played against their base will all but ensure a sideways escape. The numerous potential outcomes and shotmaking scenarios of this sporty hole will guarantee that it will play a major factor in determining the outcome of all play at Signal Mountain G&CC.

SIGNAL MOUNTAIN GOLF & COUNTRY CLUB

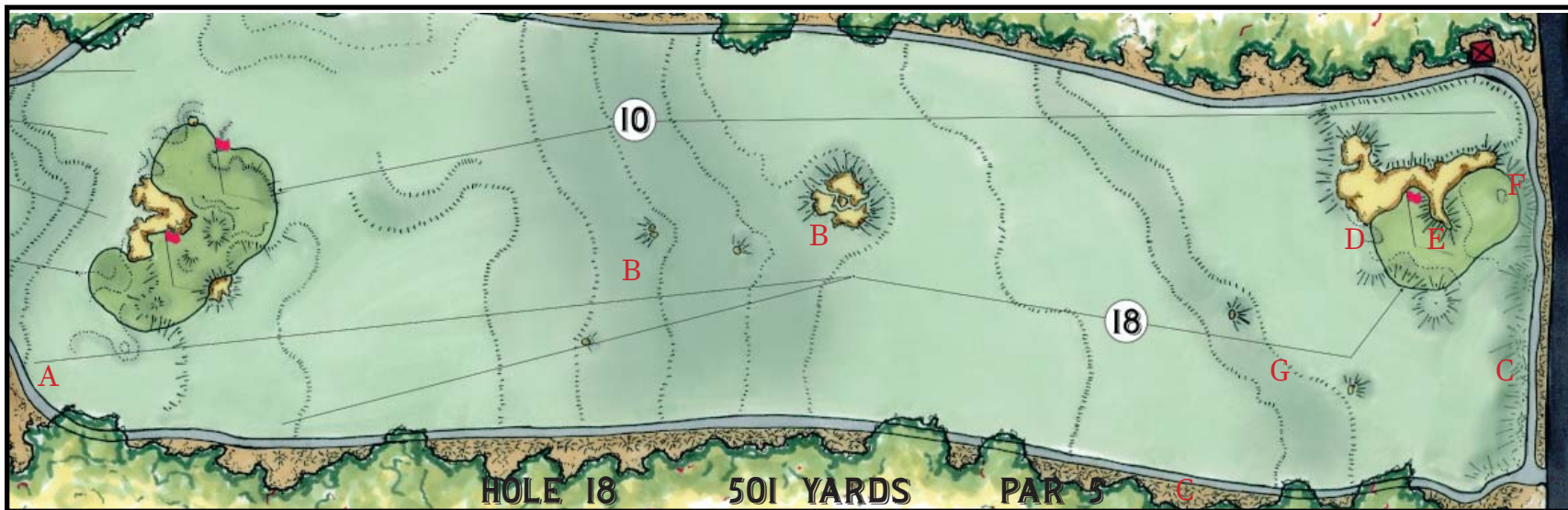


A. Players making the short walk to the seventeenth tee will certainly hope that they were triumphant on the previous hole. Otherwise, indecision and insecurity on this tee box could lead to total disaster. The 233 yard seventeenth promises to be one of the most taxing penultimate holes on the planet. Tipping out at 233 yards, the all or nothing tee shot will be visually and emotionally intimidating. The heaving, massive green awaits well-struck shots, but anything less than ordinary will be shed away from the putting surface. A cavernous greenside bunker will set up the angle on the approach. The best shots will find generous interior contours, which can be used to direct balls toward the most difficult pin positions.

B. A lone pot bunker will keep players honest as they have a go at rear pin placements.

C. The multi-faceted and intricately detailed putting surface will ensure that the hole maintains its challenge and originality day in and day out.

SIGNAL MOUNTAIN GOLF & COUNTRY CLUB



- A.** Only feet from the seventeenth green, the tee for the home hole awaits. This strategic gem of a par five provides the perfect counterpoint to the brutality of the previous hole. While big numbers are certainly possible here, the sense that redemption is possible will weigh heavily in the minds of all players. Scores ranging from eagle to “other” will be common here, making this home hole a fabulous complement to the rest of the golf course. Many a match will be decided on this endlessly entertaining and strategic hole, with the possibility of wild swings in one’s score always weighing on the minds of the competitors.
- B.** In order to achieve redemption, players must avoid multiple trap doors on the tee shot. A series of nasty pot bunkers shall dot the shared fairway with the tenth. Additionally, the Principal’s Nose complex will come into play for the longest hitters.
- C.** Containment mounding topped with the native plant blend will border the length of the right and rear of the hole. This mounding will be consistent in appearance with the other mounding on the course and will provide an excellent buffer from the nearby roads.
- D.** The green may be easily reachable in two shots for the longest players, but the highly unique greenside hazard and the location of the pin will dictate exactly how aggressive one wants to be.
- E.** As with the greenside hazard on the shared eleventh and sixteenth greens, this bunker will transition to an inverted bunker as it bisects the green. The angles and complications created by this one-of-a-kind hazard will add endless variety and playing interest to the hole.
- F.** The green will be backed with mounding, which will create a semi-punchbowl feature on the back half of the green. Therefore, shots up and over the inverted bunker could potentially play off of the gathering contours and lie dead at the hole. Conversely, unlucky players could find themselves stymied by the hazard.
- G.** Two pot bunkers will guard the ideal spot from which to approach the green after a layup shot.



DRIVING RANGE & PRACTICE FACILITY



- A.** Expanded driving range tees will triple the amount of teeing space, a change which will aid in turf recovery. With less wear and tear, the overall health and density of the turf will be greatly improved.
- B.** Improved target greens with bunkers shall be constructed. Not only will they improve the overall look and feel of the practice area, but they will also provide a realistic simulation of what players will encounter on the course.
- C.** Driving range will be extended into this area, a change which will extend the length of the range to 300 yards. Players hitting to this corner from the far left side of the teeing ground will now be able to practice with the driver in hand.
- D.** Bunkers will be constructed in this area. These hazards will provide an artistic transition from the upper to the lower tee. Additionally, players can use them for fairway bunker practice.
- E.** A large practice green will be constructed in this area. At over 12,000 square feet, it will provide ample area for short game and bunker practice. Also, extensive chipping areas will be constructed adjacent to the surface. From these areas, players will have the opportunity to practice all of the short game shots that they may face on the course.